

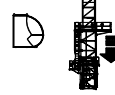
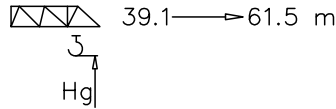
Power Control ASsys ACsys ULTRALIFT

CE FEM 1.001 - A4
EN 14439 - C25 - D25

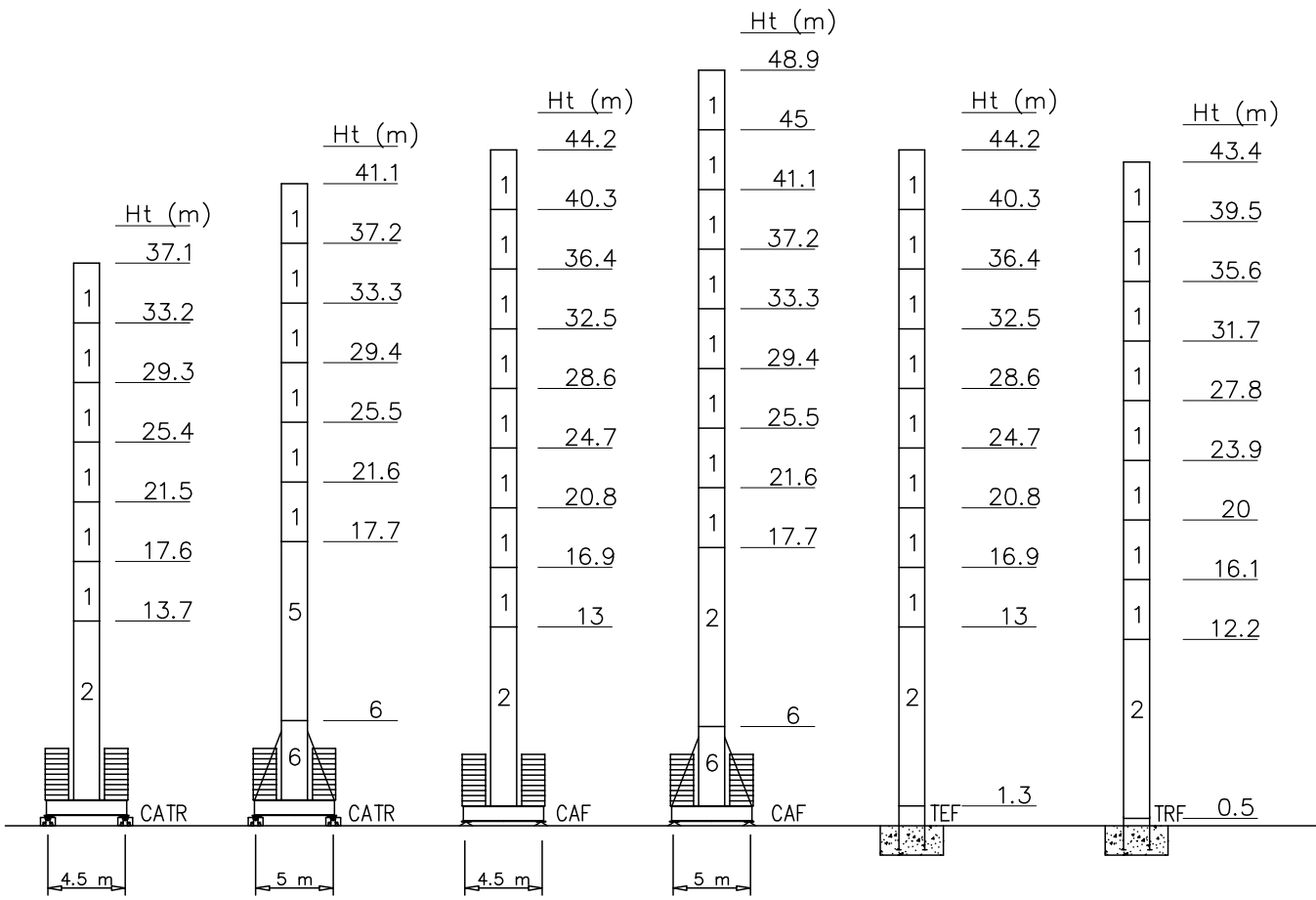
Torre/Reazioni – Masts/Reactions – Mat/Réactions – Maste/Eckdrücke – Mástil/Reacciones – Tramo/Reacções

SK1700 FEM

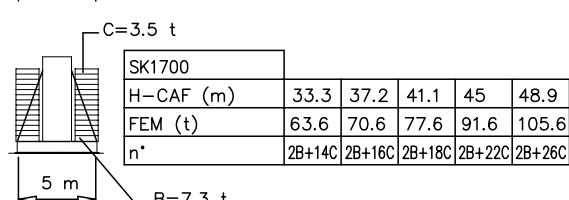
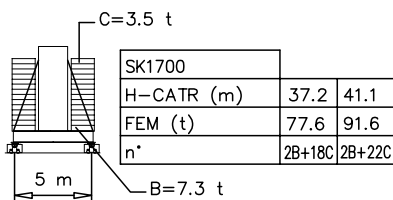
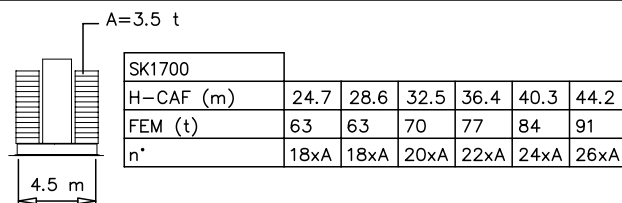
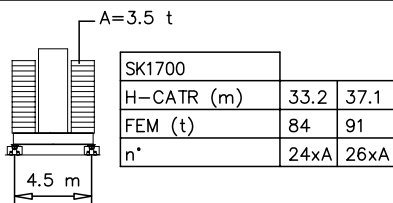
○ Hg=Ht-1 m
 □ Hg=Ht-1.8 m



6	BCF052	2/4
5	BPF117	4/4
4	BPF039	4/4
3	ST117	2/2
2	BAF117	4/2
1	ST039	2/2

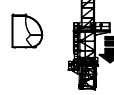
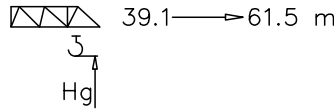


Peso zavorra – Ballast weight – Poids du lest – Ballastgewicht – Peso de lastre



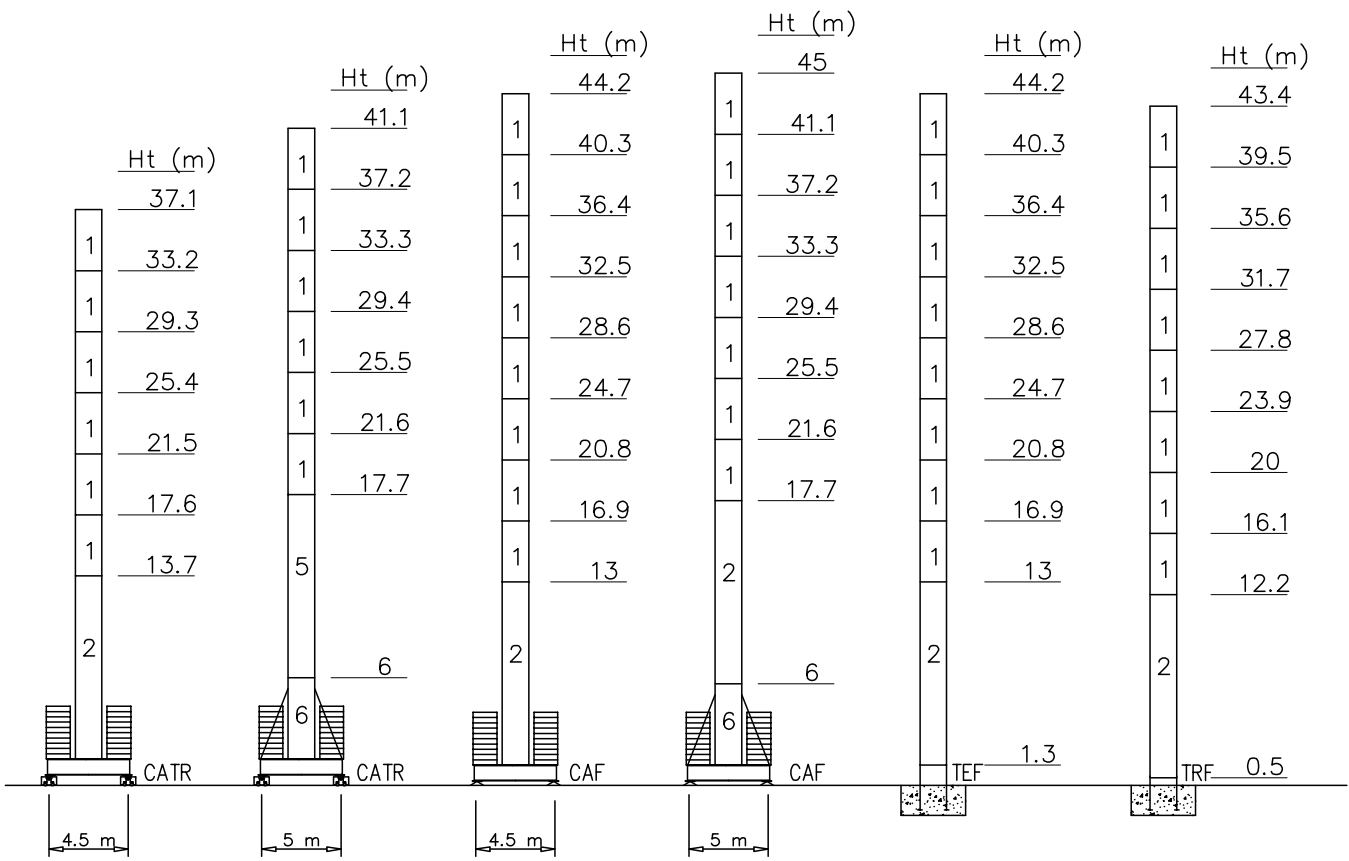
Torre/Reazioni – Masts/Reactions – Mat/Réactions – Maste/Eckdrücke – Mástil/Reacciones – Tramo/Reacções

SK1700 EN14439-C25

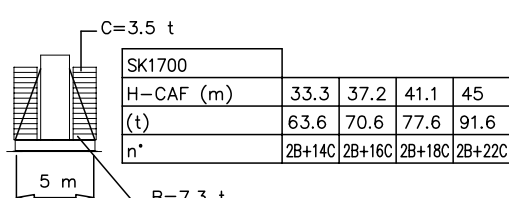
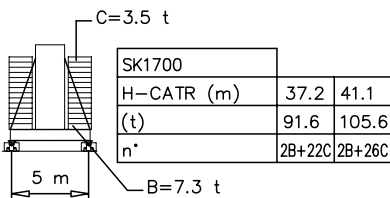
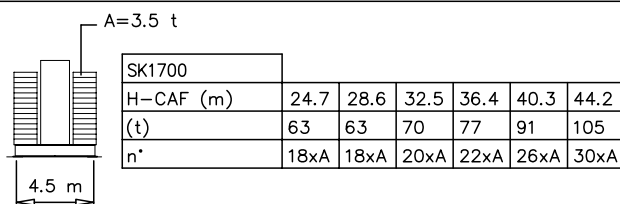
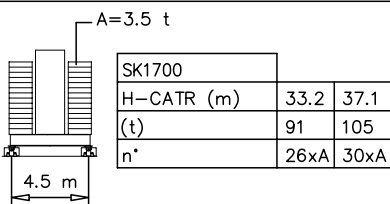


- Hg=Ht-1 m
- Hg=Ht-1.8 m

6	BCF052	2/4
5	BPF117	4/4
4	BPF039	4/4
3	ST117	2/2
2	BAF117	4/2
1	ST039	2/2

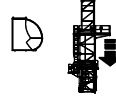
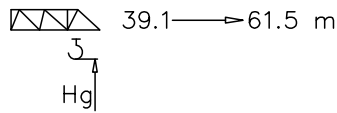


Peso zavorra – Ballast weight – Poids du lest – Ballastgewicht – Peso de lastre



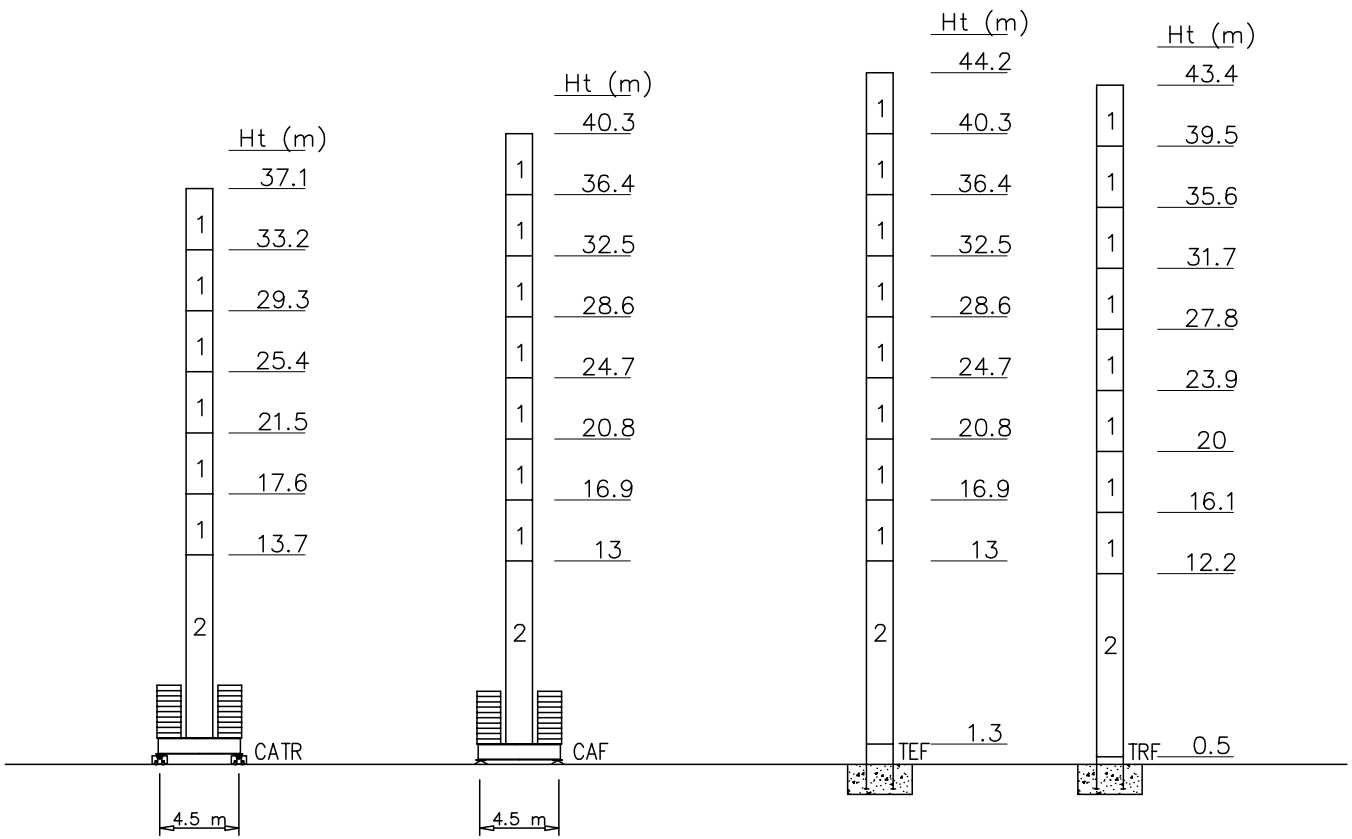
Torre/Reazioni – Masts/Reactions – Mat/Réactions – Maste/Eckdrücke – Mástil/Reacciones – Tramo/Reacções

SK1700 EN14439-D25

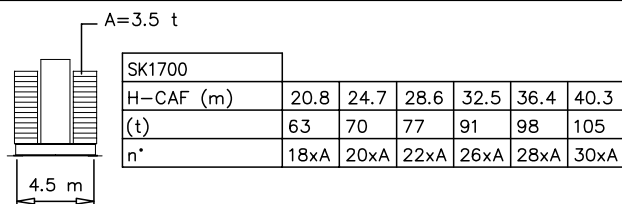
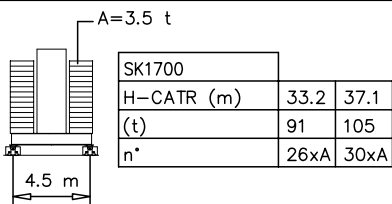


- Hg=Ht-1 m
- Hg=Ht-1.8 m

6	BCF052	2/4
5	BPF117	4/4
4	BPF039	4/4
3	ST117	2/2
2	BAF117	4/2
1	ST039	2/2

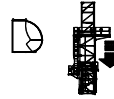
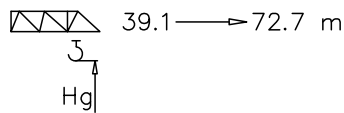


Peso zavorra – Ballast weight – Poids du lest – Ballastgewicht – Peso de lastre




Torre/Reazioni – Masts/Reactions – Mat/Réactions – Maste/Eckdrücke – Măstil/Reacciones – Tramo/Reacções

SN2050 FEM

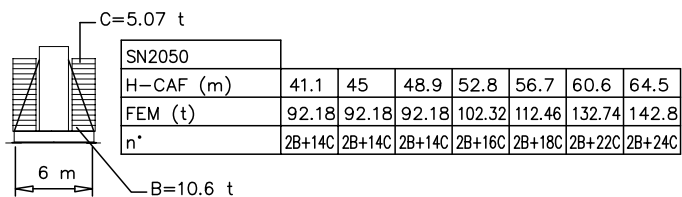
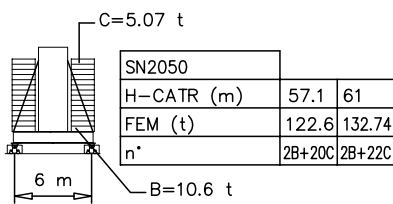


○ Hg=Ht-1 m
 □ Hg=Ht-1.8 m

14	BCF052	2/4 M45
13	BAF052	2/4 M42
12	BPF117	4/4 M45-45
11	BNF117	4/4 M45-42
10	BOF117	4/4
9	BOF039	4/4
8	BO039	2/2
7	STR039	2/2
6	SBR117	4/2
5	SBR039	4/2
4	SB117	4/2
3	SB039	4/2
2	ST117	2/2
1	ST039	2/2



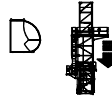
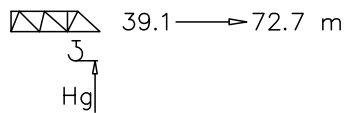
Peso zavorra – Ballast weight – Poids du lest – Ballastgewicht – Peso de lastre




Torre/Reazioni – Masts/Reactions – Mat/Réactions – Maste/Eckdrücke – Mástil/Reacciones – Tramo/Reacções

SN2050 FEM

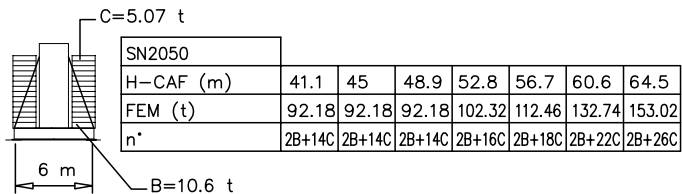
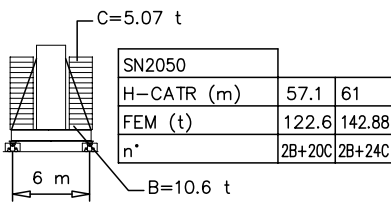
○ Hg=Ht-1 m
 □ Hg=Ht-1.8 m



14	BCF052	2/4 M45
13	BAF052	2/4 M42
12	BPF117	4/4 M45-45
11	BNF117	4/4 M45-42
10	BOF117	4/4
9	BOF039	4/4
8	BO039	2/2
7	STR039	2/2
6	SBR117	4/2
5	SBR039	4/2
4	SB117	4/2
3	SB039	4/2
2	ST117	2/2
1	ST039	2/2

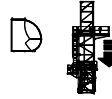
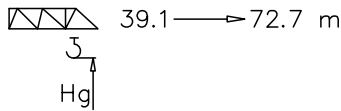


Peso zavorra – Ballast weight – Poids du lest – Ballastgewicht – Peso de lastre



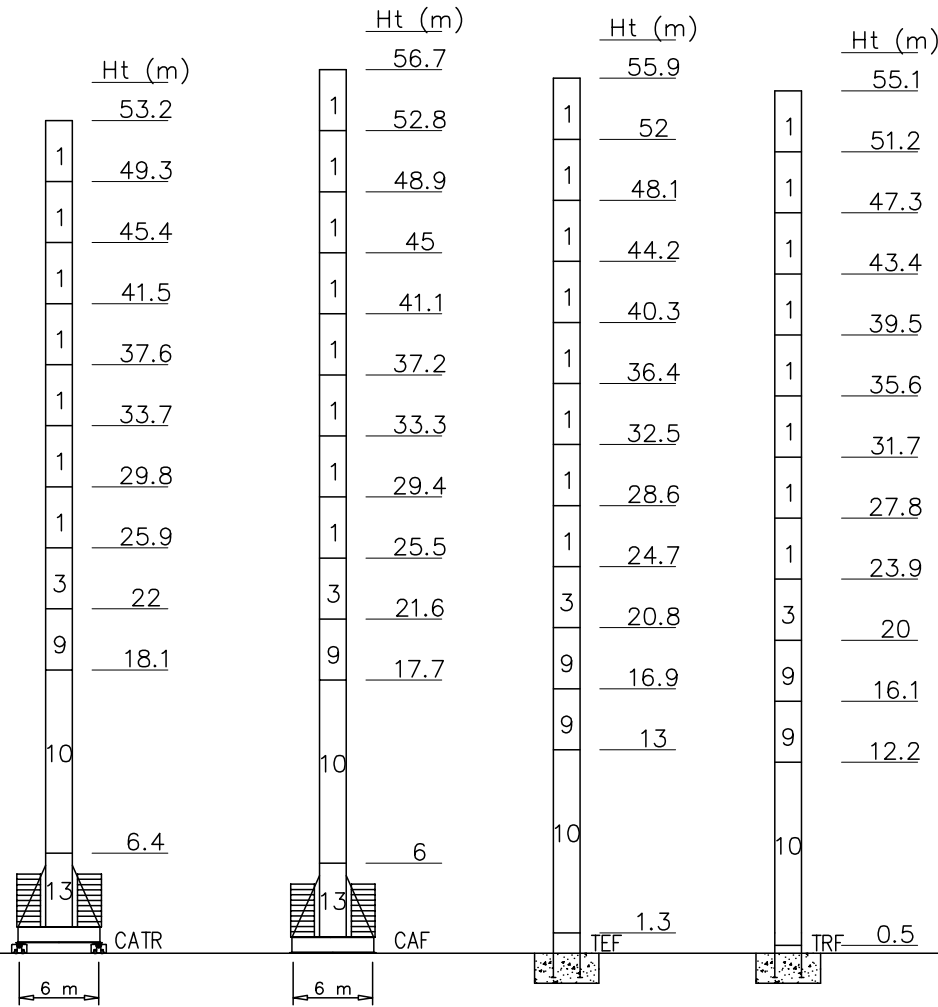
Torre/Reazioni – Masts/Reactions – Mat/Réactions – Maste/Eckdrücke – Mástil/Reacciones – Tramo/Reacções

SN2050 EN14439-C25

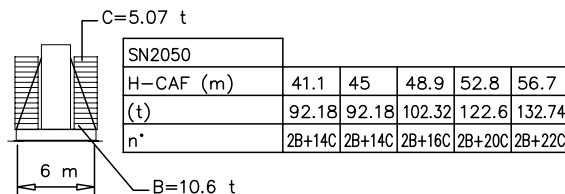
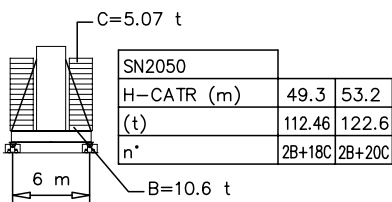


- Hg=Ht-1 m
- Hg=Ht-1.8 m

14	BCF052	2/4 M45
13	BAF052	2/4 M42
12	BPF117	4/4 M45-45
11	BNF117	4/4 M45-42
10	BOF117	4/4
9	BOF039	4/4
8	B0039	2/2
7	STR039	2/2
6	SBR117	4/2
5	SBR039	4/2
4	SB117	4/2
3	SB039	4/2
2	ST117	2/2
1	ST039	2/2

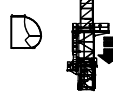
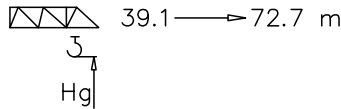


Peso zavorra – Ballast weight – Poids du lest – Ballastgewicht – Peso de lastre




Torre/Reazioni – Masts/Reactions – Mat/Réactions – Maste/Eckdrücke – Mástil/Reacciones – Tramo/Reacções

SN2050 EN14439-C25

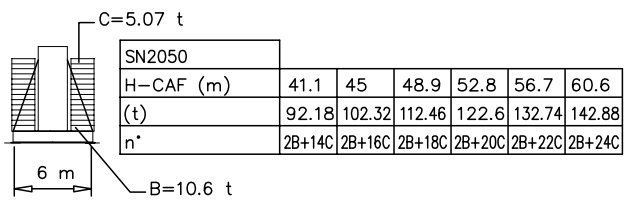
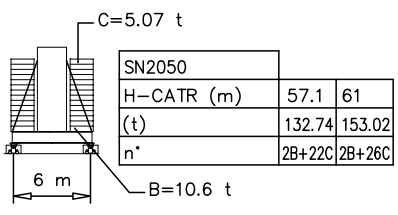


○ Hg=Ht-1 m
 □ Hg=Ht-1.8 m

14	BCF052	2/4 M45
13	BAF052	2/4 M42
12	BPF117	4/4 M45-45
11	BNF117	4/4 M45-42
10	BOF117	4/4
9	BOF039	4/4
8	BO039	2/2
7	STR039	2/2
6	SBR117	4/2
5	SBR039	4/2
4	SB117	4/2
3	SB039	4/2
2	ST117	2/2
1	ST039	2/2

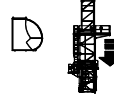
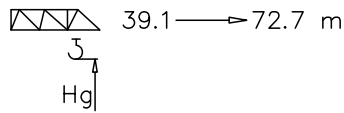


Peso zavorra – Ballast weight – Poids du lest – Ballastgewicht – Peso de lastre



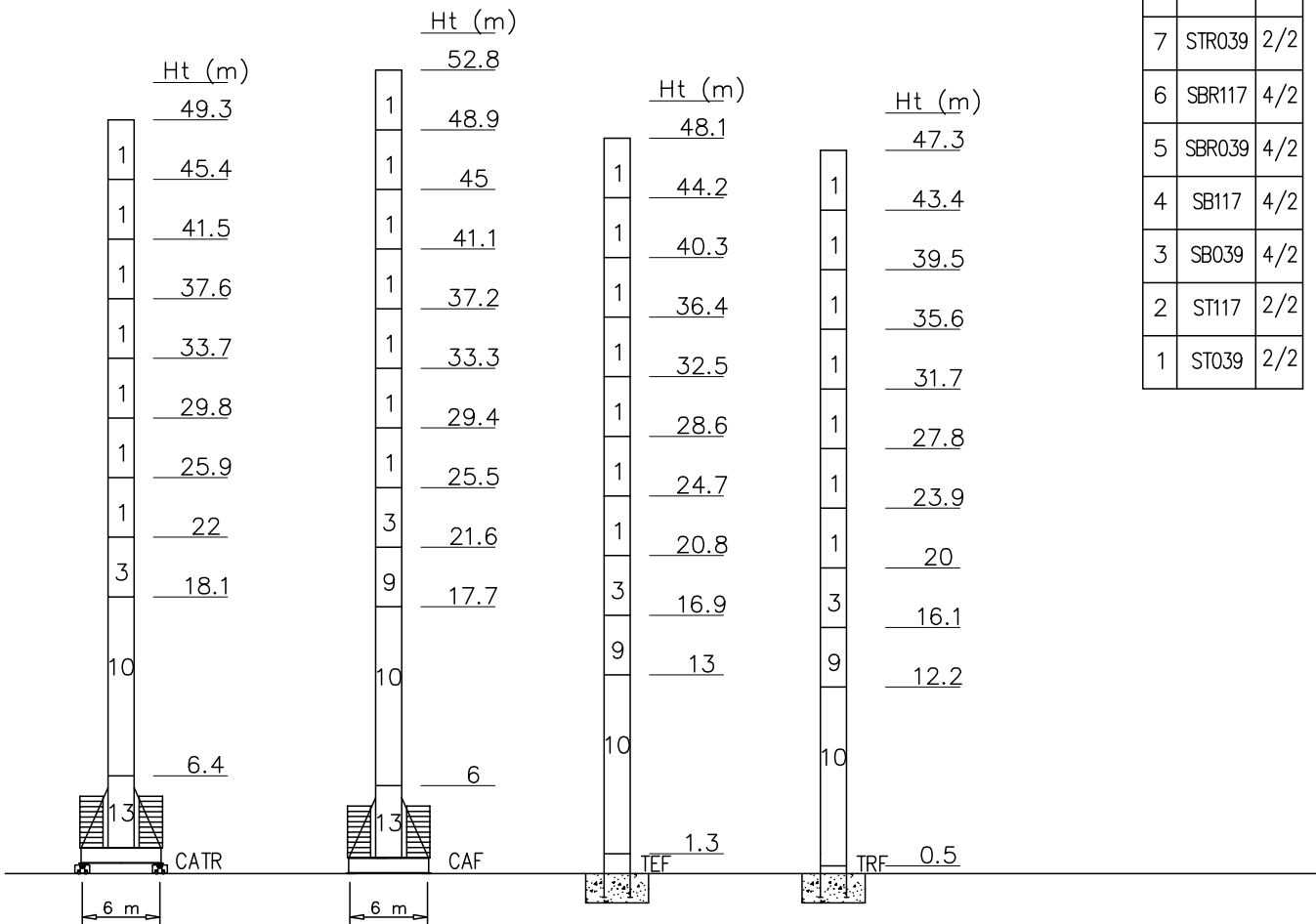
Torre/Reazioni – Masts/Reactions – Mat/Réactions – Maste/Eckdrücke – Mástil/Reacciones – Tramo/Reacções

SN2050 EN14439-D25

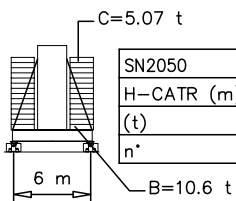


- Hg=Ht-1 m
- Hg=Ht-1.8 m

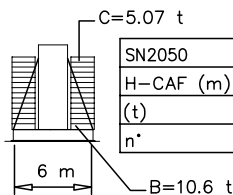
14	BCF052	2/4 M45
13	BAF052	2/4 M42
12	BPF117	4/4 M45-45
11	BNF117	4/4 M45-42
10	BOF117	4/4
9	BOF039	4/4
8	BO039	2/2
7	STR039	2/2
6	SBR117	4/2
5	SBR039	4/2
4	SB117	4/2
3	SB039	4/2
2	ST117	2/2
1	ST039	2/2



Peso zavorra – Ballast weight – Poids du lest – Ballastgewicht – Peso de lastre



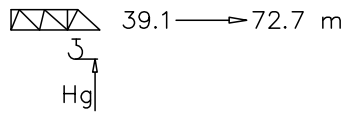
SN2050		
H-CATR (m)	45.4	49.3
(t)	122.6	142.88
n*	2B+20C	2B+24C



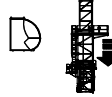
SN2050					
H-CAF (m)	37.2	41.1	45	48.9	52.8
(t)	92.18	102.32	122.6	142.88	153.02
n*	2B+14C	2B+16C	2B+20C	2B+24C	2B+26C

Torre/Reazioni – Masts/Reactions – Mat/Réactions – Maste/Eckdrücke – Mástil/Reacciones – Tramo/Reacções

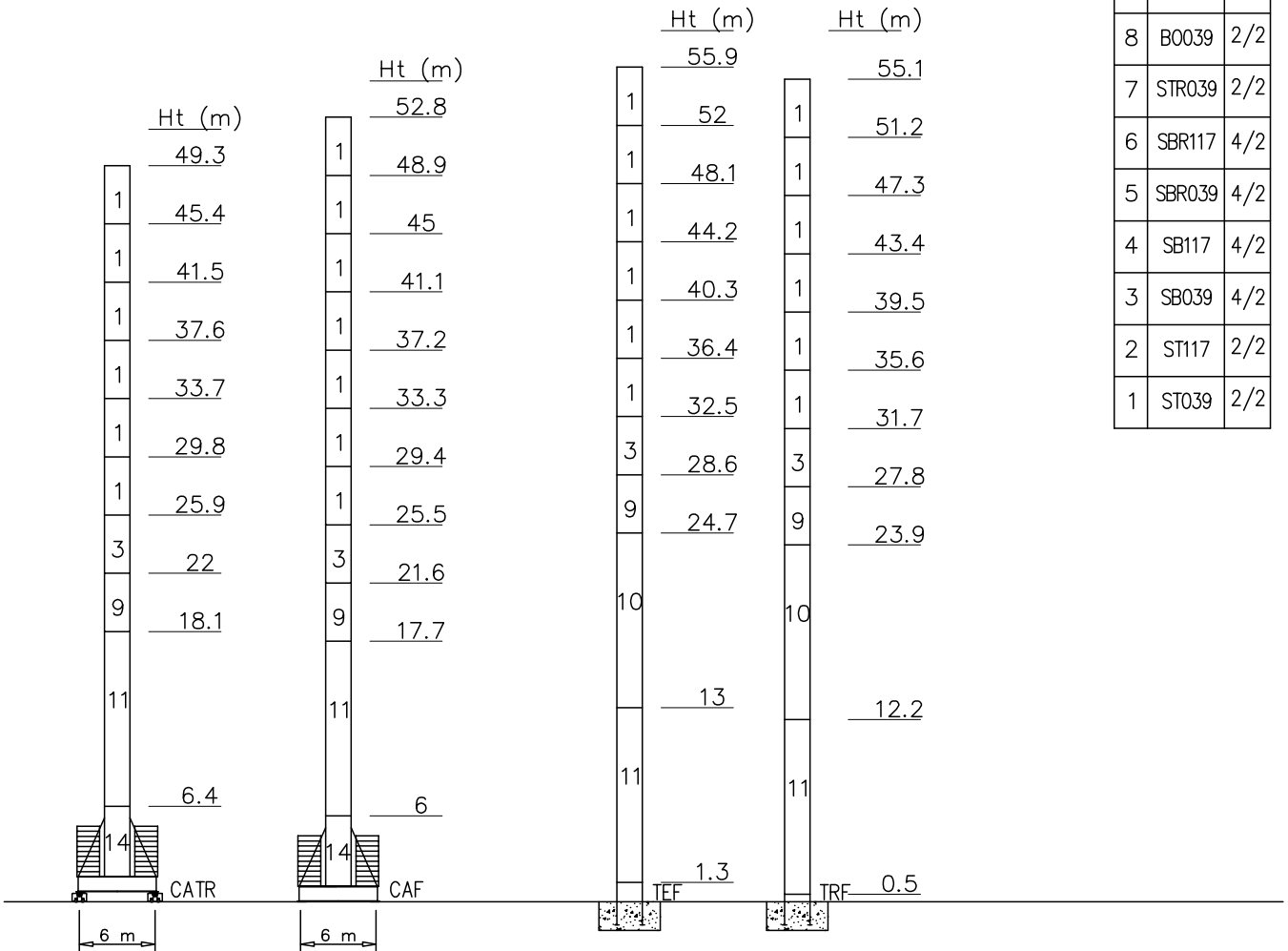
SN2050 EN14439-D25



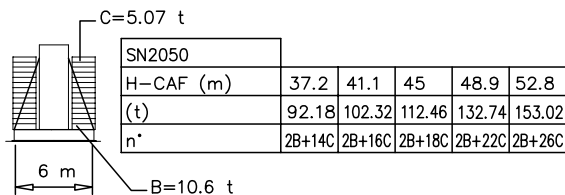
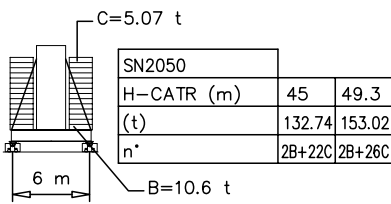
- Hg=Ht-1 m
- Hg=Ht-1.8 m



14	BCF052	2/4 M45
13	BAF052	2/4 M42
12	BPF117	4/4 M45-45
11	BNF117	4/4 M45-42
10	BOF117	4/4
9	BOF039	4/4
8	BO039	2/2
7	STR039	2/2
6	SBR117	4/2
5	SBR039	4/2
4	SB117	4/2
3	SB039	4/2
2	ST117	2/2
1	ST039	2/2

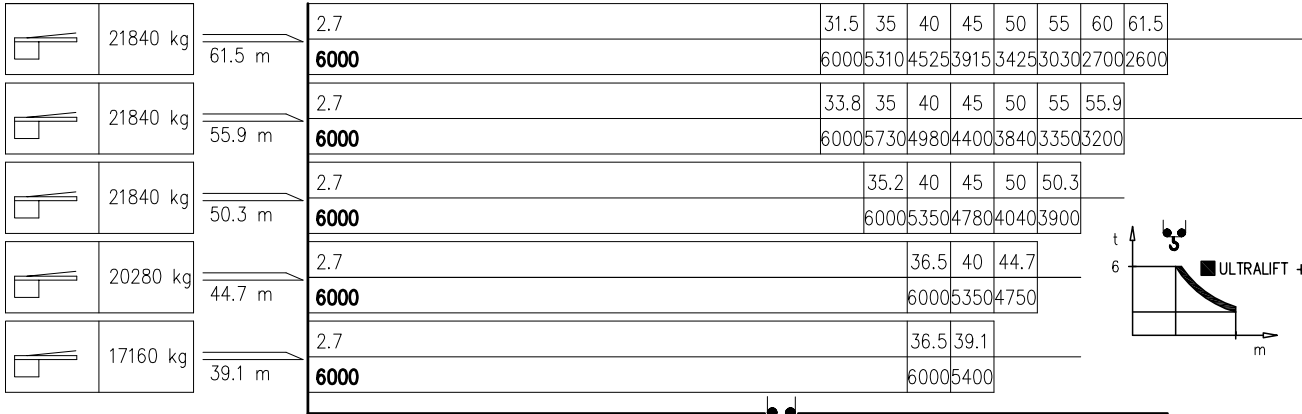


Peso zavorra – Ballast weight – Poids du lest – Ballastgewicht – Peso de lastre

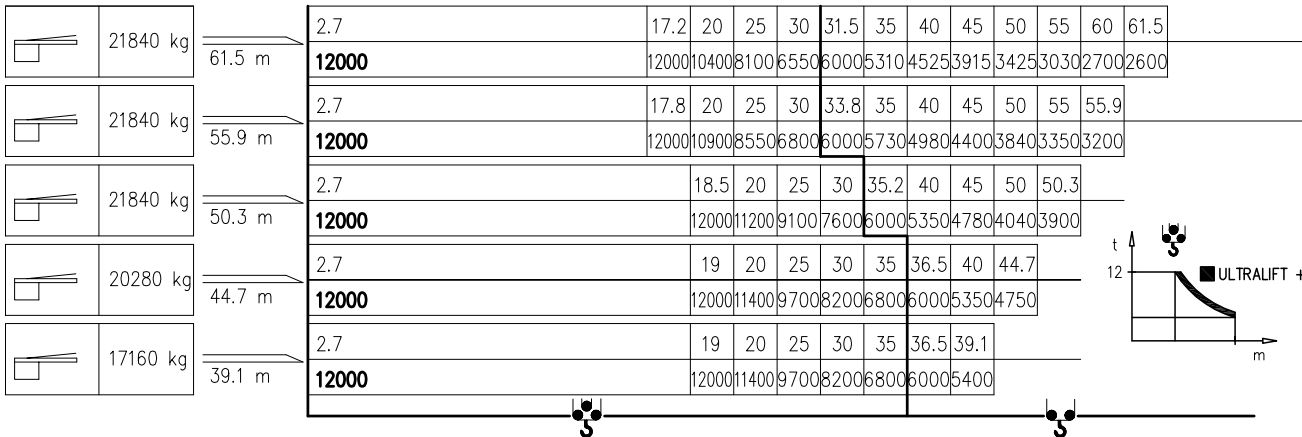


Curve di carico – Courbes de charges – Load diagrams – LastKurven – Curvas de cargas

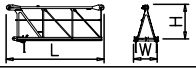
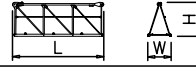
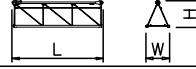
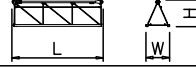
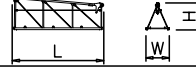
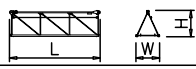
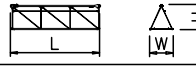
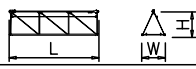
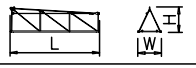
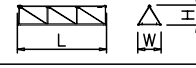
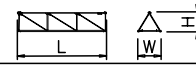
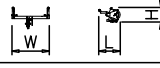
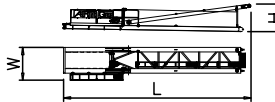
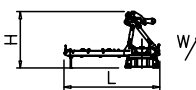
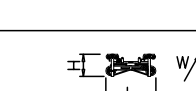
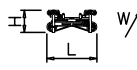
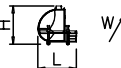



Pmax 6000 kg





























Pmax 12000/6000 kg



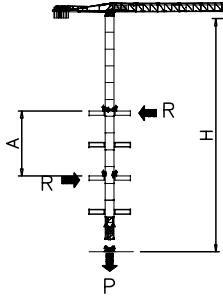
PESI E INGOMBRI – PACKING LIST – LISTE DE COLISAGE – GEWICHT UND ABMESSUNGEN

Denominazione Description	Disegno Draw	Pezzi Pieces	Dimensioni-Dimensions (mm)			Peso-Weight (kg)			
			L	W	H	Unit	Total		
Elemento di braccio Jib element Elément de èche Elemento de flecha (61.5 m jib version)	n°11 	1	6260	1540	2305	2301	–		
	n°10 	1	5850	1500	2176	1600	–		
	n°9 	1	5840	1500	1720	1450	–		
	n°8 	1	5820	1500	1700	1250	–		
	n°7 	1	5800	1500	1670	1020	–		
	n°6 	1	5795	1500	1670	920	–		
	n°5 	1	5770	1500	1630	770	–		
	n°4 	1	5750	1500	1630	610	–		
	n°3 	1	5735	1500	1630	470	–		
	n°2 	1	5718	1500	1630	380	–		
	n°1 	1	5696	1500	1280	275	–		
	Punta braccio 	1	700	1200	500	55	–		
	Contorbraccio completo Complete counterjib Contreflèche complète Contraflecha completa		1	11900	2100	1750	5000	–	
Gruppo girevole Slewing group Table tournante Grupo giratorio	SN2050 	1	6100	2230	2370	10200	–		
	SK1700 	1	6100	2230	2320	9800	–		
Carrello Trolley Chariot Carretilla	P12 	1	1970	1910	815	600	–		
Ballatoio con cabina Access balcony with cabin Porte cabine Balcòn corrido con cabina		1	2500	2150	2450	1000	–		
Blocchi contrappeso Counterweight block Contre-poids Bloques de contrapeso	VX32 	VS15 	VS15	2	1000	200	3550	1560	3120
	VX32 		VX32	6	1000	400	3550	3120	18720

PESI E INGOMBRI – PACKING LIST – LISTE DE COLISAGE – GEWICHT UND ABMESSUNGEN

Denominazione Description	Disegno Draw	Pezzi Pieces	Dimensioni-Dimensions (mm)			Peso-Weight (kg)		
			L	W	H	Unit	Total	
Elemento di torre Mast element Elément de mature Elemento de torre	ST039 	SK1700	–	3900	1785	1785	1750	–
	STR039 	SN2050	–	3900	2110	2110	2320	–
	ST052 	SK1700	–	5200	1785	1785	2250	–
		SN2050	–	5200	2110	2110	2850	–
	ST117 	SK1700	–	11700	1785	1785	4690	–
		SN2050	–	11700	2110	2110	5790	–
	SB039 	SK1700	–	3900	1785	1785	2100	–
	SB039 	SN2050	–	3900	2110	2110	2710	–
	SB052 	SK1700	–	5200	1785	1785	2600	–
		SN2050	–	5200	2110	2110	3350	–
	SB117 	SK1700	–	11700	1785	1785	4830	–
	SBR117 	SN2050	–	11700	2110	2110	7000	–
	BOF039 	SK1700	–	3900	1785	1785	2450	–
	BO039 	SN2050	–	3900	2110	2110	3370	–
BOF052 	SK1700	–	5200	1785	1785	3390	–	
	SN2050	–	5200	2110	2110	3880	–	
BOF117 	SK1700	–	11700	1785	1785	6920	–	
BNF117 	SN2050	–	11700	2110	2110	8180	–	
BPF117 								
Elemento di base Base element Mat de base Elemento de base	BAF052 	SK1700	1	5200	2060	2060	3650	–
	BCF052 	SN2050	1	5200	2260	2260	4040	–
Carro di base Base carriage Chassis de base Cruceta de base		4.5x4.5	1	6670	500	1260	3180	3180
		5x5	1	7550	670	780	2300	2300
		6x6	1	8870	670	780	2500	2500
		4.5x4.5	2	3100	500	1260	1400	2800
		5x5	2	3530	420	780	1060	2120
		6x6	2	4320	420	780	1200	2400
Puntoni di base Rafter Jambes de force Cabrios de base		5x5	4	4250	240	300	280	1120
		6x6	4	4560	420	300	420	1680
Elemento a perdere Disposable frame Chassis a perdre Bastidor desechable		SK1700	1	1840	1910	1910	1430	–
		SN2050	1	2600	2260	2260	2030	–
Elemento recuperabile Recoverable frame Chassis récupérable Bastidor recuperable		SK1700	1	1300	2170	2170	1720	–
		SN2050	1	1300	2620	2620	1860	–
Bogge di traslazione Driven bogie Boggie motorisèe Balancin de traslaciòn			4	1160	700	600	700	2800
Blocco zavorra di base Base ballast block Lest de base Blaque de lastre		4.5x4.5	–	4400	1200	290	3500	–
		5x5	2	5300	1000	600	7300	14600
	6x6	2	6400	1200	600	10600	21200	
		5x5	–	4100	1600	300	3500	–
6x6		–	4800	2000	300	5070	–	
Corsoio di montaggio Climbing cage Cage de montage Jaula de montaje		SK1700	1	8300	2600	2500	6000	–
		SN2050	1	8300	2900	2700	6700	–

GRU IN CAVEDIO – TELESCOPAGE SUR DALLES – CLIMBING CRANE – KLETTERKRANE IM GEBAUDE



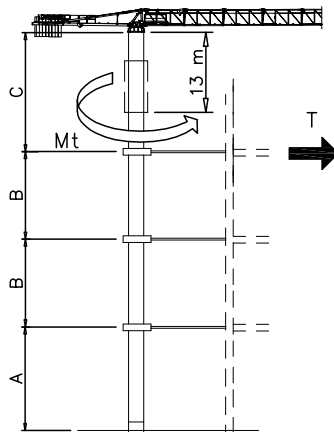
SK1700	H (m)	A (m)
	39	Min 9
Apertura passaggio gru Opening for crane passing 		Max 12

SN2050	H (m)	A (m)
	50.8	Min 9
Apertura passaggio gru Opening for crane passing 		Max 12

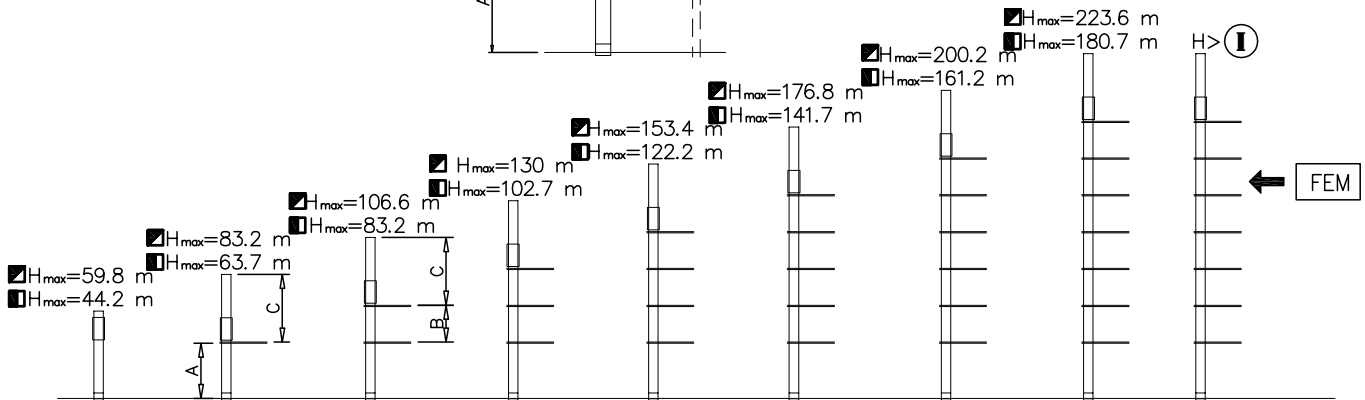
SOPRALZO IDRAULICO – TELESCOPABLE – EXTERNAL CLIMBING – KLETTERKRANE

FEM

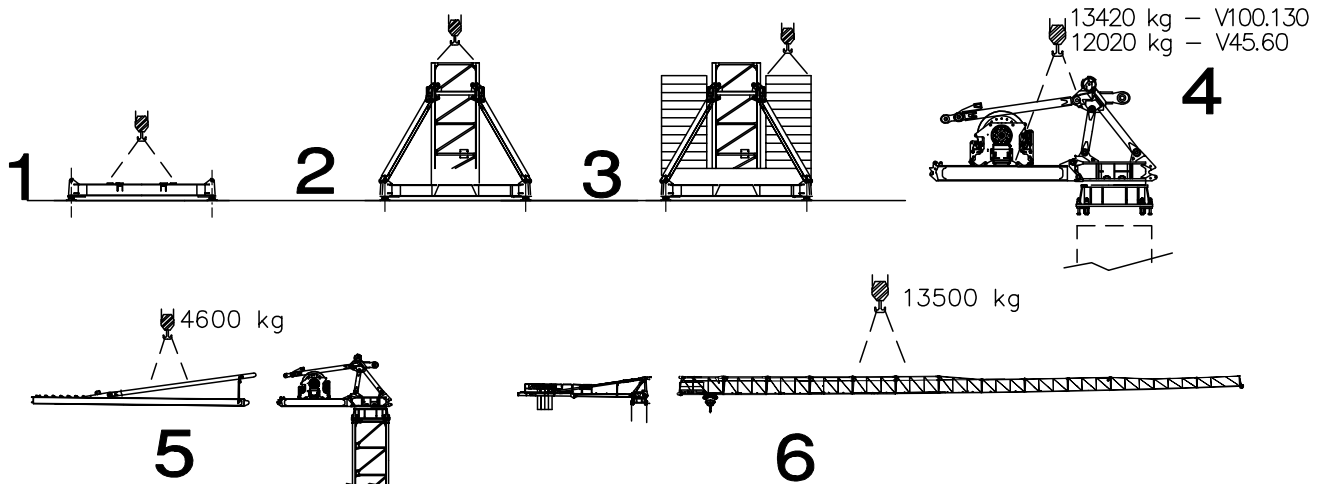
	SK1700
MAX C	32.5 m
B	19.5 m
A	31.2 m



	SN2050-M42	SN2050-M45
MAX C	36.4 m	36.4 m
B	23.4 m	23.4 m
A	46.8 m	54.6 m
		Hmax+7.8 m



Montaggio – Montage – Erection – Montage – Montaje – Montagem



Meccanismi – Mechanisms – Mécanismes – Antriebe – Mecanismos

Sollevamento Hoisting Levage Heben Elevaciòn Elevaçao														V45.60 33 kW 57 kVA 270 m 500 m (L)
	m/min	3	14	30	45	60	72	1.5	7	15	22.5	30	36	
t	6	6	6	3.5	2.4	1.4	12	12	12	7	4.8	2.8		
Sollevamento V75.100 Hoisting Levage Heben Elevaciòn Elevaçao														V75.100 55 kW 78 kVA 270 m 570 m (L)
	m/min	4	20	48	64	78	95	2	10	24	32	39	47.5	
	t	6	6	6	4.2	3.2	1.9	12	12	12	8.4	6.4	3.8	
Sollevamento V100.130 Hoisting Levage Heben Elevaciòn Elevaçao														V100.130 75 kW 110 kVA 360 m 750 m (L)
	m/min	6	28	54	86	115	130	3	14	27	43	57	65	
	t	6	6	6	4	2.8	1.4	12	12	12	8	5.6	2.8	
Carrello Trolleying Distribution Katzfahren Distribuciòn Distribuçao			0 → 110		m/min	5.5 kW							Potenza elettrica necessaria Puissance électrique nécessaire Necessary electric power Anschlusswert – Potencia	
Rotazione Slewing Orientation Schwenken Orientaciòn Rotaçao			0 → 0,9		giri/min tr/min rp/min	12 kW @ 1200rpm n° 3 x 4 kW								
Traslazione Travelling Translation Kranfahren Traslaciòn Traslaçao			0 → 20		m/min	9 kW								

Rete elettrica – Réseau – Mains supply – Netzstrom – Red – Rede electrica 400V – 50 Hz

FEM 1.001 – A4
EN 14439 – C25 – D25